


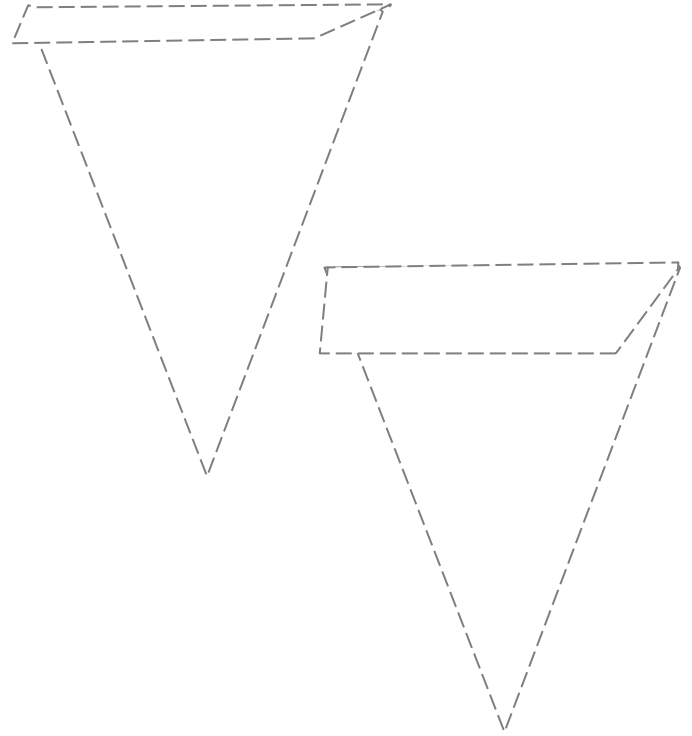
How to be mekin' yer bunting



5. Print off as many of the flags needed to make your bunting. (scroll down for flags)



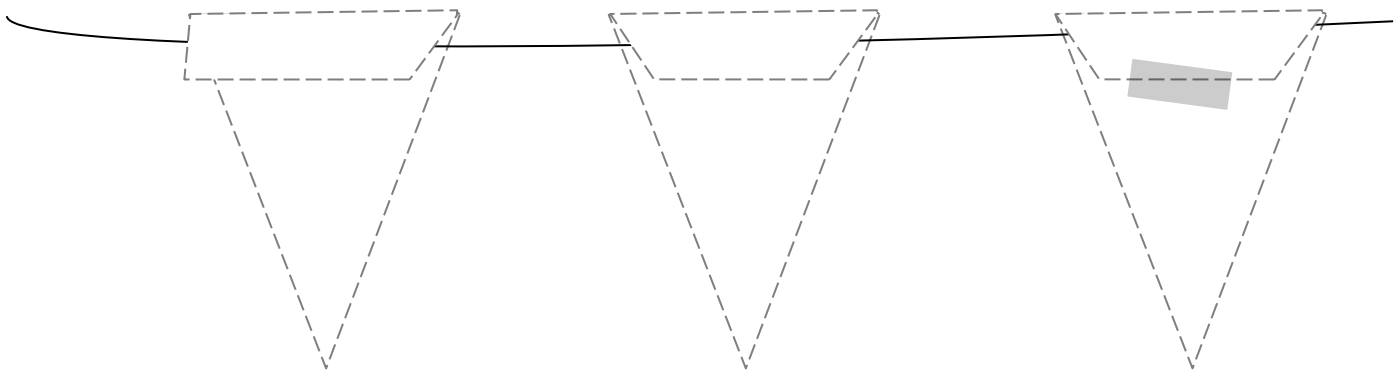
4. Lay the flags face down and fold down the top flap.



3. Place all the flags face down in a row.

2. Place a continuous piece of string underneath each flap.

1. Seal the flaps with a piece of cellotape or glue.



Have fun and raise some dubloons

International
Talk like a Pirate
Day



In aid of Dudley
Group NHS
Charity

Charity No:
1056979

